

Features & Benefits

- No rewiring needed
- Works with fluorescent electronic ballast (Instant Start and Programmed Start)
- Long life
- High CRI
- Instant on, no delay
- Convenient and quick installation
- Utilizes existing instant start or rapid start sockets
- Works with dimming ballast
- Compatible with controls and sensors
- Works in cold temperature applications
- Glass tube for superior optical performance
- 5 Year Warranty



RetroFlex™
LED T8 LAMP • Simplicity.
Commercial Grade **LED T8 Lamp**

Specification Data

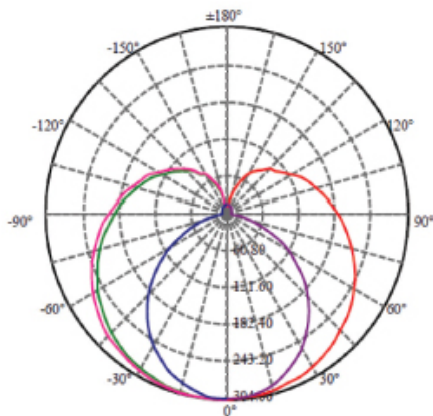
Order Code	Length	Power	Input Voltage (Depend on Ballast)	CCT	Initial Lumens	CRI	Beam Angle	Lamp Efficacy	System Efficacy	Life
LB31T8U/850/17G-EB 48	48	19	120/277V, 347V	5000K	2200	82	325	130	115	50,000
LB31T8U/840/17G-EB 48	48	19	120/277V, 347V	4000K	2200	82	325	130	115	50,000
LB31T8U/835/17G-EB 48	48	19	120/277V, 347V	3500K	2200	82	325	130	115	50,000

System Performance

Lamp Model	Low Ballast Factor				High Ballast Factor			
	Lamp Power	System Power	Lumen Output	Lamp Efficacy	Lamp Power	System Power	Lumen Output	Lamp Efficacy
LB31T8U/850/17G-EB								
LB31T8U/840/17G-EB								
LB31T8U/835/17G-EB								

PRODUCT SPECIFICATIONS

Photometric Data



C195(Max)

C0

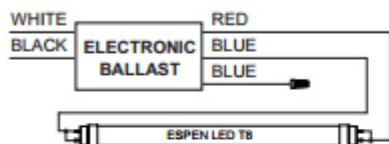
C180

C90

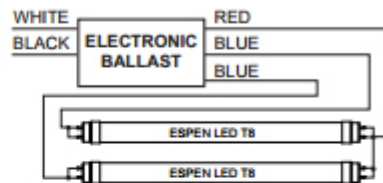
C270

Wiring diagram

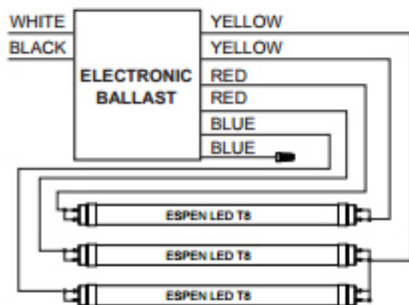
1-LAMP Instant Start Electronic Ballast



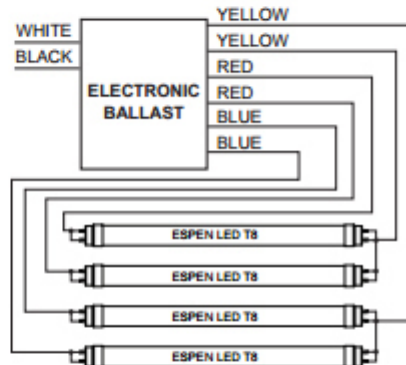
2-LAMP Instant Start Electronic Ballast



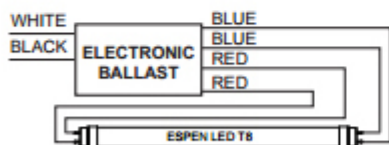
3-LAMP Instant Start Electronic Ballast



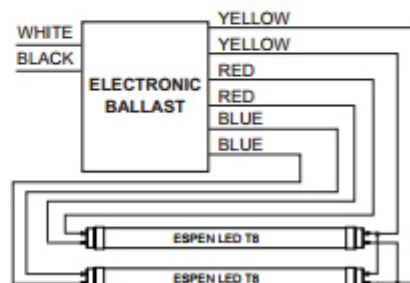
4-LAMP Instant Start Electronic Ballast



1-LAMP Programmed Start Electronic Ballast



2-LAMP Programmed Start Electronic Ballast



* Please check ballast compatibility list before installation.

Specification data is based on tests performed in a controlled environment and represents relative performance. Actual performance can vary depending on operating conditions. Application and performance data subject to change without notice. All specifications are nominal unless noted otherwise.