1. PRODUCT SPECIFICATIONS

Description: Our versatile universal anchor base adapter solves a major problem when there is a mismatch between the bolt pattern in the existing concrete base and the pole being installed. The bottom portion is designed to fit over the anchor bolts in existing concrete with bolt circles ranging from 10.5 to 14 inches.The top portion is designed to attach poles with a bolt circle range from 7.5 to 12 inches. For example, if your pole has a bolt circle of 8 inches and the existing bolts in concrete have a bolt circle of 13 inches, your problem is solved with this clever yet rugged product.

2. Unpacking

Thoroughly inspect the fixture for freight damage. Freight damage should be reported to the delivery carrier.

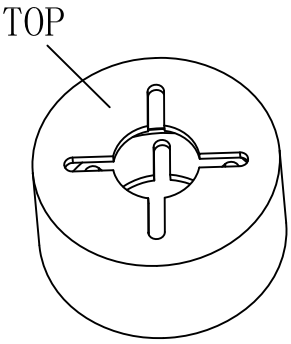

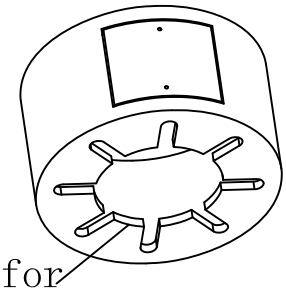

Bottom for
Anchor Bolts

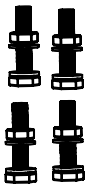

Standard with 4 M20 bolts,
8 Washers, and 4 nuts

3. Installation

1:Step 1, Remove the face plate around the mounting base, as shown in the diagram(1).

2:Step 2, fit the mounting bar to the nut fixtures embedded in the cement mixtures. See diagram (2) in details.

3:Step 3, Tighten the flange base on the top, and adjust the nuts at the bottom to make the pole vertical to the ground. As shown in diagram (3).

