



Turning Light into Savings ▶▶▶

## PAR/ MR LAMPS

Project

Schedule / Date

Notes

Catalog Number

### PAR LAMPS

#### Product Description

naturaLED® PAR and MR LED bulb provides a superior replacement for all incandescent PAR and MR lamp applications. An energy efficient integrated LED driver deliver the same lumen output equivalent with up to 85% energy savings. Our LEDs are direct replacement with energy star certification.

Perfect for display case lighting, track lighting, jewelry lighting and general lighting.



#### Features & Benefits

- ▶ Energy Star Certified
- ▶ Direct replacement and Instant On
- ▶ Up to 85% energy savings
- ▶ Uniform and consistent color
- ▶ Contains no mercury or lead
- ▶ UL/cUL Listed

#### Specifications

- ▶ Input line voltage: 120V / 12V
- ▶ Rated 25,000 hours average life
- ▶ Operating temperature: -22°F ~ 122°F
- ▶ Beam Angle: 35°/40°
- ▶ Noise-free design

#### Applications

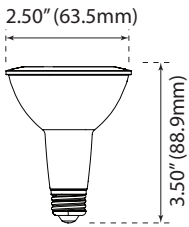
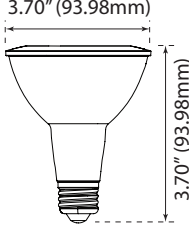
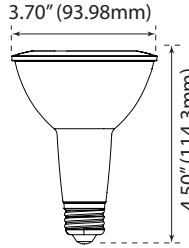
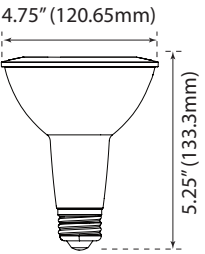
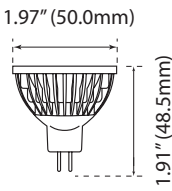
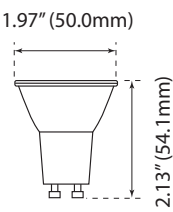
- ▶ Display Case Lighting
- ▶ Track Lighting
- ▶ Recessed Downlight
- ▶ Accent Lighting
- ▶ General Lighting



Ordering Information

	Code	Description	Watt	Lumen	Equiv Wattage	CRI	CCT	Voltage	Base	Beam Angle	Rated Hrs	DIM	LED WATER LOCATION	ENERGY STAR
PAR	5924	LED8PAR20/50L/FL/930	8	500	50	>90	3000K	120V	E26	40°	25,000	•		•
	5925	LED8PAR20/50L/FL/950	8	500	50	>90	5000K	120V	E26	40°	25,000	•		•
	5926	LED10PAR30/80L/FL/930	10	800	75	>90	3000K	120V	E26	40°	25,000	•		•
	5927	LED10PAR30/80L/FL/950	10	800	75	>90	5000K	120V	E26	40°	25,000	•		•
	5928	LED10PAR30L/OD/80L/FL/930	10	800	75	>90	3000K	120V	E26	40°	25,000	•	•	•
	5929	LED10PAR30L/OD/80L/FL/950	10	800	75	>90	5000K	120V	E26	40°	25,000	•	•	•
	5930	LED15PAR38/OD/120L/FL/930	15	1,200	90	>90	3000K	120V	E26	40°	25,000	•	•	•
	5931	LED15PAR38/OD/120L/FL/950	15	1,200	90	>90	5000K	120V	E26	40°	25,000	•	•	•
MR16	5937	LED7MR16/50L/FL/830	7	500	50	>80	3000K	12V	GU5.3	40°	25,000	•		•
	5864	LHO-7MR16/FL/30K	7	500	35	>80	3000K	12V	GU5.3	30°	25,000	•		•
	5849	LHO-7MR16/FL/50K	7	500	35	>80	5000K	12V	GU5.3	30°	25,000	•		•
	5938	LED7MR16/50L/GU10/FL/830	7	500	50	>80	3000K	120V	GU10	40°	25,000	•		•
	5939	LED7MR16/50L/GU10/FL/850	7	500	50	>80	5000K	120V	GU10	40°	25,000	•		•

Product Dimension

<p><b>PAR 20</b> Weight: 3.68-oz</p> 	<p><b>PAR 30</b> Weight: 6.56-oz</p> 	<p><b>PAR 30L</b> Weight: 7.68-oz</p> 
<p><b>PAR 38</b> Weight: 12.64-oz</p> 	<p><b>MR16 -7W</b> Weight: 1.76-oz</p> 	<p><b>MR16- GU10</b> Weight: 1.76-oz</p> 

Package

