



DIRECT DRIVE LED
LINE VOLTAGE T5 TUBES

KT-LED9T5HE-24GC-835-D

T5 LED LAMP

DESCRIPTION

9W T5 LED | 3500K | >80 CRI | High Efficiency



LAMP TYPE: Linear
BULB TYPE: T5 LED
BASE TYPE: G5 (Miniature Bi-Pin)
WATTAGE: 9W
COLOR TEMPERATURE: 3500K
COLOR RENDERING INDEX (CRI): >80
WARRANTY: 5 Years



PRODUCT FEATURES

- Replacement for Conventional Fluorescent Lamp
- 50,000+ Hour Lifetime
- Environmentally Friendly: No Mercury Used
- Instant Startup
- Direct Replacement for F14T5 Fluorescent Lamp
- Frosted Lens Eliminates Pixelation
- UL Classified
- Operating Temperature: -20°C/-4°F to 45°C/113°F
- Integral Driver (Isolated), Eliminates the Need for External Driver or Ballast
- 120+ Lumens per Watt
- Improved Lamp Durability with Shatterproof Coated Glass
- ETL Sanitation Listed NSF/ANSI Standard 2 - Food Equipment

OPERATING SPECIFICATIONS

ELECTRICAL CHARACTERISTICS

Input Voltage	Power Consumption	Power Factor	Input Current
120-277Vac	9W	>0.9	0.08A @ 120V 0.03A @ 277V

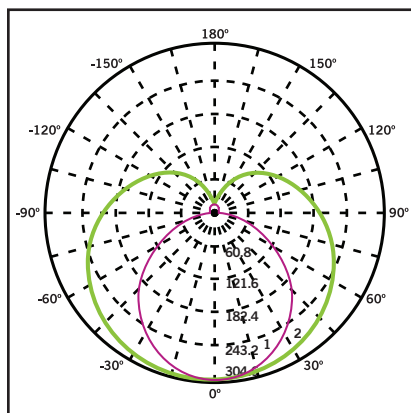
PHOTOMETRIC CHARACTERISTICS

Color Temperature (CCT)	3500K
Luminous Flux	1100 lm
Color Rendering Index (CRI)	>80
Efficacy	122 lm/W
Beam Angle	240°
Visible Light Area	325°

RATED LIFE

L70 (Hours)	50,000
-------------	--------

POLAR CANDELA DISTRIBUTION



Located at Horizontal Angle = 0,
Vertical Angle 0

1. Violet Vertical Plane through Horizontal Angles (90-270)
2. Green Vertical Plane through Horizontal Angles (0-180)



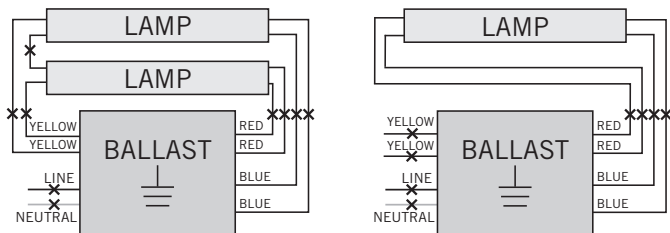
KT-LED9T5HE-24GC-835-D

T5 LED LAMP

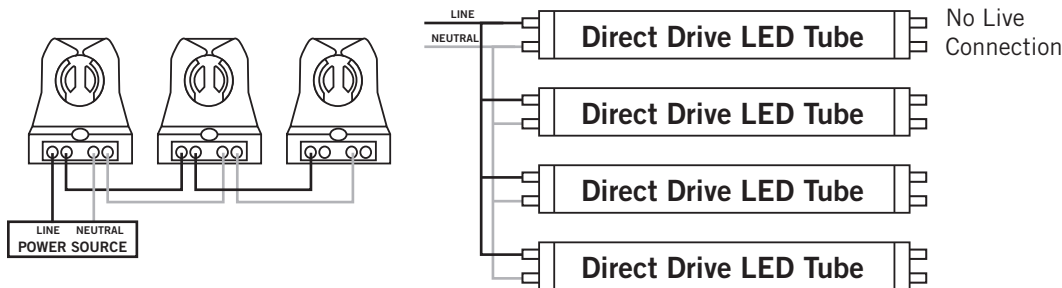
WIRING DIAGRAMS

1. Cut all existing connections to ballast as shown below and remove ballast.

Typical Ballast Configurations:



2. Re-wire fixture as shown below.



Typical Non-Shunted Lampholder

Connect wires directly to these terminals

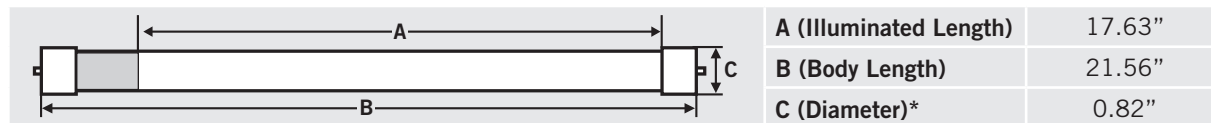
CAUTION: Use only non-shunted lampholders.

Do not install product in a fixture with shunted lampholders (found in all fixtures using instant start ballasts). If the current lampholders are shunted, remove them and replace them with non-shunted lampholders. Make new connections directly to terminals as indicated above.

Keystone can provide any style replacement lampholders. Call us at 800-464-2680.

PHYSICAL CHARACTERISTICS

LAMP DIMENSIONS



NOMINAL LENGTH: 24" BASE TYPE: G5 (Miniature Bi-Pin)

*Though nominally referred to as a T5, this lamp has a T6 diameter

ORDERING INFORMATION

ORDER CODE	PACKAGING STYLE	PACK QTY.	ITEM STATUS
KT-LED9T5HE-24GC-835-D-CP	Carton Pack (Egg Crate Packaging)	25	Quick Ship

CATALOG NUMBER BREAKDOWN

