



# KT-LED25.5T5HO-48GC-8XX-S

## T5 LED LAMP

**DESCRIPTION**

25.5W T5 LED | 3000–5000K | >80 CRI | High Efficiency | Ballast Compatible



<b>LAMP TYPE:</b> Linear
<b>BULB TYPE:</b> T5 LED
<b>BASE TYPE:</b> G5 (Miniature Bi-Pin)
<b>WATTAGE:</b> 25.5W
<b>COLOR TEMPERATURE:</b> 3000–5000K
<b>COLOR RENDERING INDEX (CRI):</b> >80
<b>WARRANTY:</b> 5 Years



**PRODUCT FEATURES**

- **Compatible with Most Program Start Electronic T5HO Ballasts, Contact Keystone for Ballast Compatibility List**
- Direct Replacement for the Following Fluorescent Lamps: F54T5/HO
- UL Listed, Listed on the DLC QPL
- 50,000+ Hour Lifetime
- Environmentally Friendly: No Mercury Used
- Instant Startup
- Operating Temperature: -20°C/-4°F to 45°C/113°F
- 110+ Lumens per Watt (Bare Lamp Efficacy)
- Suitable for Dry and Damp Locations
- Improved Lamp Durability with Shatterproof Coated Glass, designed to pass drop tests of 6' on hard surface
- ETL Sanitation Listed NSF/ANSI Standard 2 - Food Equipment, Splash Zone (Not for Direct Food Zone without additional fixture considerations)
- Not rated for use in fully enclosed fixtures. Contact Keystone for T5 LED replacement options for enclosed fixture applications

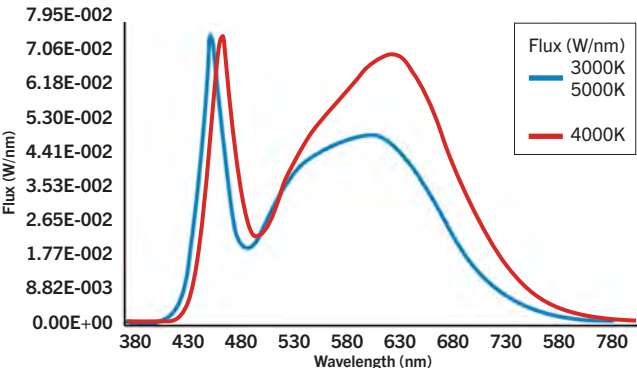
**ELECTRICAL AND PERFORMANCE CHARACTERISTICS**

Catalog Number	Input Voltage	CRI	Bare Lamp Wattage	System Wattage*	Initial Lumens*	Nominal Bare Lamp Efficacy	Nominal System Efficacy	Power Factor	Max. THD
KT-LED25.5T5HO-48GC-830-S	Ballast Dependent	>80	25.5W	28.5W	3200 lm	126 lm/W	112 lm/W	>0.9	20%
KT-LED25.5T5HO-48GC-835-S					3225 lm	127 lm/W	113 lm/W		
KT-LED25.5T5HO-48GC-840-S					3250 lm	128 lm/W	114 lm/W		
KT-LED25.5T5HO-48GC-850-S					3300 lm	129 lm/W	116 lm/W		

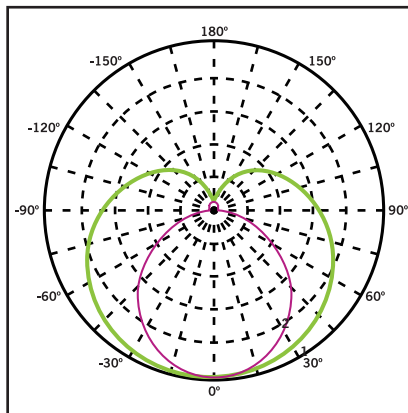
\* Nominal values. Actual values may vary depending on electronic ballast used.

**PHOTOMETRIC SPECIFICATIONS**

**SPECTRAL DISTRIBUTION**



**POLAR CANDELA DISTRIBUTION**



Located at Horizontal Angle = 0, Vertical Angle 0

1. Violet Vertical Plane through Horizontal Angles (90-270)
2. Green Vertical Plane through Horizontal Angles (0-180)

---

**Beam Angle: 240°**

---

**Visible Light Area: 325°**



**SMARTDRIVE LED**  
PLUG & PLAY WITH BALLAST

# KT-LED25.5T5HO-48GC-8XX-S

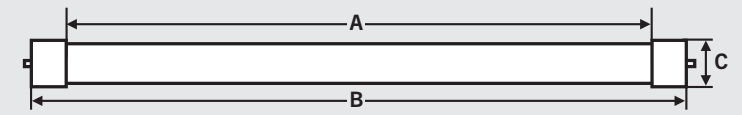
## T5 LED LAMP

### WIRING

**Plug and Play:** Simply replace the existing fluorescent lamp with Keystone Smart Drive LED lamp. No changes to the existing fluorescent ballast wiring needed. For ballast compability questions, please contact Keystone.

### PHYSICAL SPECIFICATIONS

#### LAMP DIMENSIONS



A (Illuminated Length)	42.00"
B (Body Length)	45.20"
C (Diameter)	0.69"

NOMINAL LENGTH: 4'      BASE TYPE: G5 (Miniature Bi-Pin)

### ORDERING INFORMATION

ORDER CODE	PACK QTY.	UPC	EASY CODE
KT-LED25.5T5HO-48GC-830-S-CP	25	89094901310	RKV-21
KT-LED25.5T5HO-48GC-835-S-CP	25	89094901311	KBZ-89
KT-LED25.5T5HO-48GC-840-S-CP	25	89094901312	OFM-29
KT-LED25.5T5HO-48GC-850-S-CP	25	89094901313	GYZ-41

### CATALOG NUMBER BREAKDOWN

# KT-LED25.5T5HO-48GC-8XX-S-CP

1 2 3 4 5 6 7 8 9 10

- 1 Keystone Technologies
- 2 LED Lamp
- 3 Max. Output Wattage
- 4 Lamp Type
- 5 Nominal Length
- 6 Shatterproof Coated Glass
- 7 80 CRI
- 8 Color Temp.
- 9 Smart Drive Series
- 10 Packaging Style