



# KT-LED12PSHID-E26-8XX-D /G4


## HID REPLACEMENT LED LAMP

**DESCRIPTION**

12W HID Replacement LED Lamp | Power Select | 80 CRI | IP64



|   |
|---|
| <b>LAMP TYPE:</b> HID Replacement LED         |
| <b>BASE TYPE:</b> E26 (Medium)                |
| <b>SELECTABLE WATTAGE:</b> 12W, 9W, 6W        |
| <b>COLOR TEMPERATURE:</b> 3000K, 4000K, 5000K |
| <b>METAL HALIDE EQUIVALENT:</b> 50W           |
| <b>COLOR RENDERING INDEX (CRI):</b> >80       |
| <b>WARRANTY:</b> 5 Years                      |



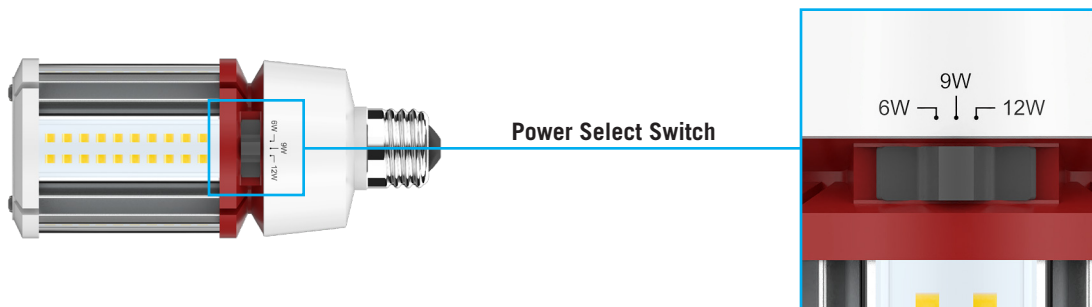
**PRODUCT FEATURES**

- Replacement for conventional metal halide lamp
- Environmentally friendly: No mercury used
- Instant startup
- Integral driver eliminates the need for external driver or ballast; includes 4kV surge protection
- Not for use with standard dimmers; see instructions
- 50,000+ hour lifetime
- Operating temperature: -30°C/-22°F to 45°C/113°F
- Suitable for use in fully enclosed fixtures
- Minimum lamp compartment dimensions: 6.0" x 6.0" x 5.7"
- UL listed
- IP64 rated; integrated heat sink quickly dissipates heat and guides water intrusion out of the lamp

**ELECTRICAL AND PERFORMANCE SPECIFICATIONS**

| Keystone Catalog Number     | Input Voltage | Selectable Power | CCT   | Lumens | Efficacy | Base Type | CRI | PF  |
|-----------------------------|---------------|------------------|-------|--------|----------|-----------|-----|-----|
| KT-LED12PSHID-E26-830-D /G4 | 120-277V      | 12W              | 3000K | 1620   | 135 lm/W | E26       | >80 | ≥90 |
|                             |               | 9W               |       | 1215   | 135 lm/W |           |     |     |
|                             |               | 6W               |       | 810    | 135 lm/W |           |     |     |
| KT-LED12PSHID-E26-840-D /G4 | 120-277V      | 12W              | 4000K | 1680   | 140 lm/W | E26       | >80 | ≥90 |
|                             |               | 9W               |       | 1260   | 140 lm/W |           |     |     |
|                             |               | 6W               |       | 840    | 140 lm/W |           |     |     |
| KT-LED12PSHID-E26-850-D /G4 | 120-277V      | 12W              | 5000K | 1740   | 145 lm/W | E26       | >80 | ≥90 |
|                             |               | 9W               |       | 1305   | 145 lm/W |           |     |     |
|                             |               | 6W               |       | 870    | 145 lm/W |           |     |     |

**SELECTABILITY**

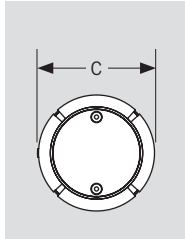
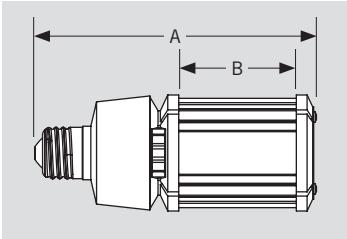




# KT-LED12PSHID-E26-8XX-D /G4

## HID REPLACEMENT LED LAMP

### PHYSICAL CHARACTERISTICS



### LAMP DIMENSIONS

|                        |       |
|------------------------|-------|
| A (Body Length)        | 5.61" |
| B (Illuminated Length) | 2.73" |
| C (Diameter)           | 2.32" |

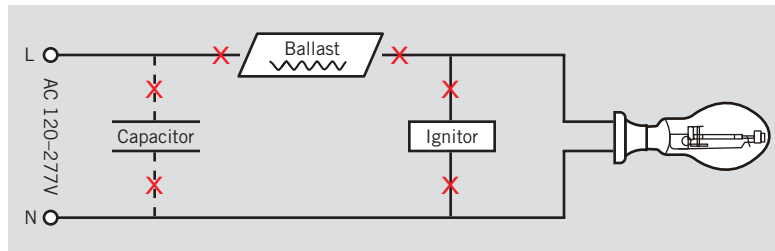
**BASE TYPE:** E26 (Medium)

### WIRING INSTRUCTIONS

#### STEP 1


**Disconnect power.** Disconnect and remove existing ballast, capacitor, and/or ignitor (where applicable) from fixture.

*Note:* Follow all federal and local regulations when disposing of lamps and removed components.




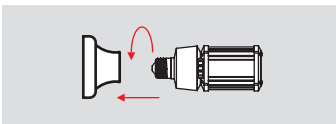
#### STEP 2

Rewire for line voltage to the lamp socket.



#### STEP 3

Install new LED replacement lamp. Ensure lamp is operating properly when power is turned on.





# KT-LED12PSHID-E26-8XX-D /G4

## HID REPLACEMENT LED LAMP

**ORDERING INFORMATION**

| ORDER CODE                  | PACK QTY. | UPC          | EASY CODE |
|-----------------------------|-----------|--------------|-----------|
| KT-LED12PSHID-E26-830-D /G4 | 16        | 843654138091 | TZF-96    |
| KT-LED12PSHID-E26-840-D /G4 | 16        | 843654138107 | TAJ-32    |
| KT-LED12PSHID-E26-850-D /G4 | 16        | 843654138114 | RZW-41    |

**CATALOG NUMBER BREAKDOWN**

# KT-LED12PSHID-E26-8XX-D /G4

1
2
3
4
5
6
7
8
9
10

- 1** Keystone Technologies
- 2** LED Lamp
- 3** Wattage
- 4** Power Select
- 5** Lamp Type
- 6** Base Type
- 7** 80 CRI
- 8** Color Temperature
- 9** Direct Drive
- 10** Fourth Generation