



KT-EMRG-LED-9C-900-2

CONSTANT POWER EMERGENCY LED DRIVER

DESCRIPTION

Constant Power Emergency LED Driver | 9W Output | 120–277V Input



DRIVER TYPE: Constant Power Emergency LED Driver
EMERGENCY OPERATION: 120 min
MAX. OUTPUT POWER: 9W
INPUT VOLTAGE: 120–277Vac $\pm 10\%$
NUMBER OF OUTPUTS: One
SAFETY STANDARD: UL 924, Complies with CEC Title 20 Efficiency Standards
LOCATION: IP20 design for dry and damp location
WARRANTY: 5 Years



ELECTRICAL SPECIFICATIONS

Input voltage range	120–277Vac $\pm 10\%$
Frequency	50/60Hz
Power factor	>0.9 under 120–277Vac input
Inrush current	7A @230V
Max input current	50mA @120V, 35mA @240V, and 30mA @277V
THD	<20% under 120–277Vac input
Output voltage	20–60Vdc Class 2 compliant Remarks: The output power is valid for output voltage $\leq 58V$; above that, power will drop
Output current	600mA @20Vdc, 206mA @58Vdc
Output power	9W (constant)
Turn-on delay time	<1s
Overshoot	<10%
Ripple and noise (pk–pk)	<10%
Withstand voltage	Input to output, 2800Vdc, 2mA
Leakage current	Maximum 0.5mA @277Vac, 60Hz input
Protection	Over-voltage protection: Hiccup mode. Protection will trigger when load voltage exceeds specified output voltage and will auto-recover after the fault mode is removed. Over-current protection: Hiccup mode. Protection will trigger when load current exceeds specified output current and will auto-recover after the fault mode is removed. Short-circuit protection: Hiccup mode. Protection will trigger when short circuit occurs and will auto-recover after the fault mode is removed. Over-temperature protection: Protection will trigger when driver overheats and auto-recover when cooled down.
Emergency operation	120 minutes
Battery	High-temperature, maintenance-free, LiFePO ₄ battery, 9.6Vdc, 3-cell
Recharge time	24 hours
Battery charging current	307mA

ENVIRONMENTAL SPECIFICATIONS

Operating temperature	0°C/32°F to 55°C/131°F
Storage temperature	–20°C/–4°F to 55°C/131°F
Humidity	5% to 95%
MTBF	284,000 hrs @40°C/104°F ambient (~70°C/158°F case temp)
Life rating	80,000 hrs @120Vac input, 100% load (60°C/140°F case temp)
Maximum case temperature	75°C/167°F for LED driver
Maximum ambient temperature	55°C/131°F for battery

SAFETY AND EMC COMPLIANCE

UL/cUL	UL 924
FCC, 47CFR Part 15	ANSI C63.4:2009 Class B (consumer limit)
EN61000-3-2	Harmonic current emissions Class C

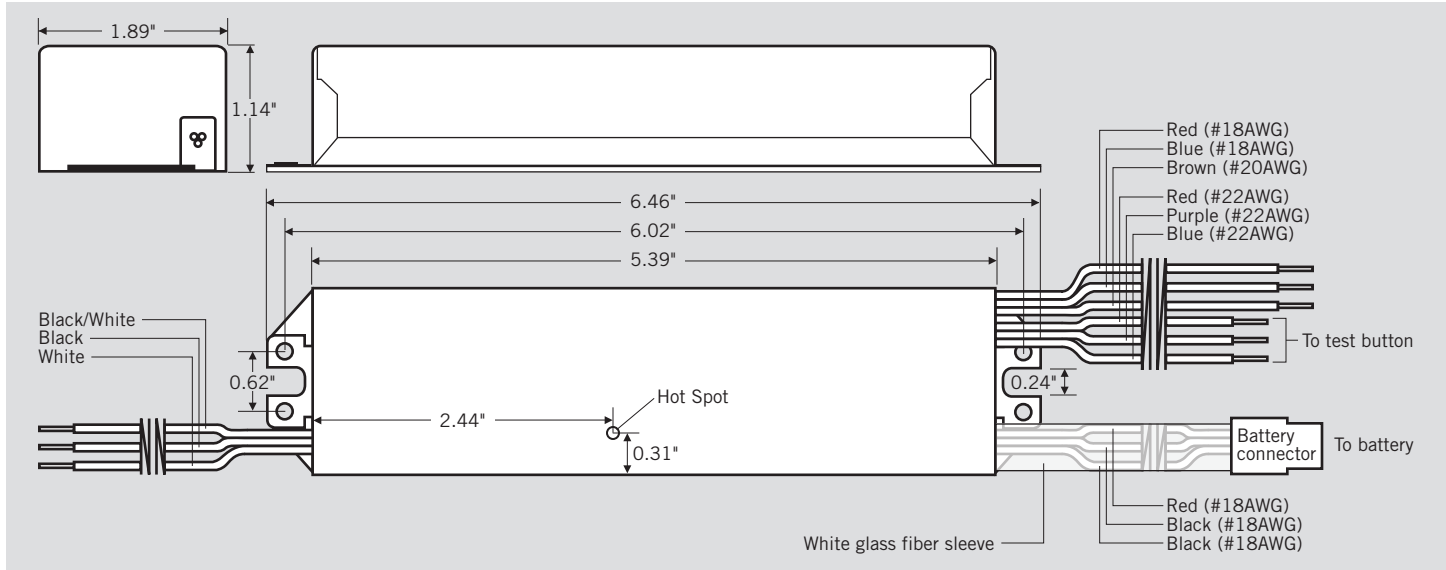


KT-EMRG-LED-9C-900-2

CONSTANT POWER EMERGENCY LED DRIVER

DIMENSIONS AND WIRING SPECIFICATIONS

EMERGENCY LED DRIVER SPECIFICATIONS



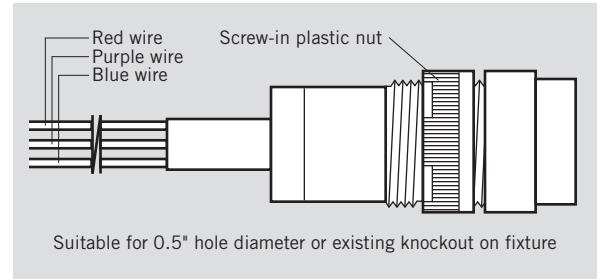
LED DRIVER DIMENSIONS

Length (L)	6.46" (164mm)
Width (W)	1.89" (48mm)
Height (H)	1.14" (29mm)
Mounting (M)	6.02" (153mm)

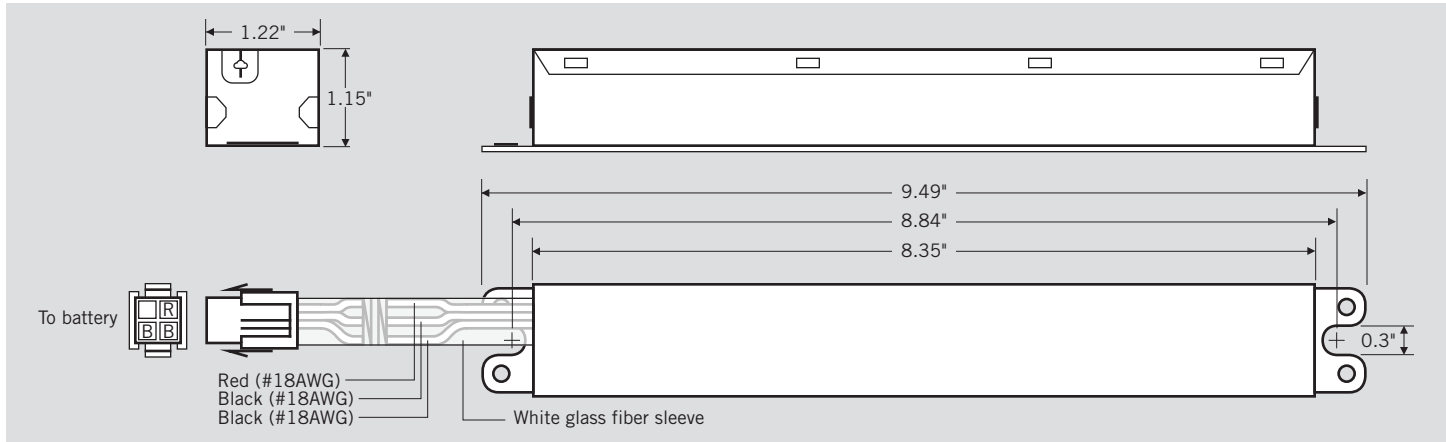
WIRE SPECIFICATIONS

Input		Black, White, Black/White	12", UL1316 #18AWG
Output	To LED module	Red, Blue	24", UL1316 #18AWG
	To LED driver	Brown	24", UL1430 #20AWG
	To battery connector	Red, Black, Black	24", UL1015 #18AWG
	To test button	Red, Blue, Purple	24", UL1430 #22AWG

TEST SWITCH (3-WIRE) SPECIFICATIONS



BATTERY PACK SPECIFICATIONS



BATTERY PACK DIMENSIONS

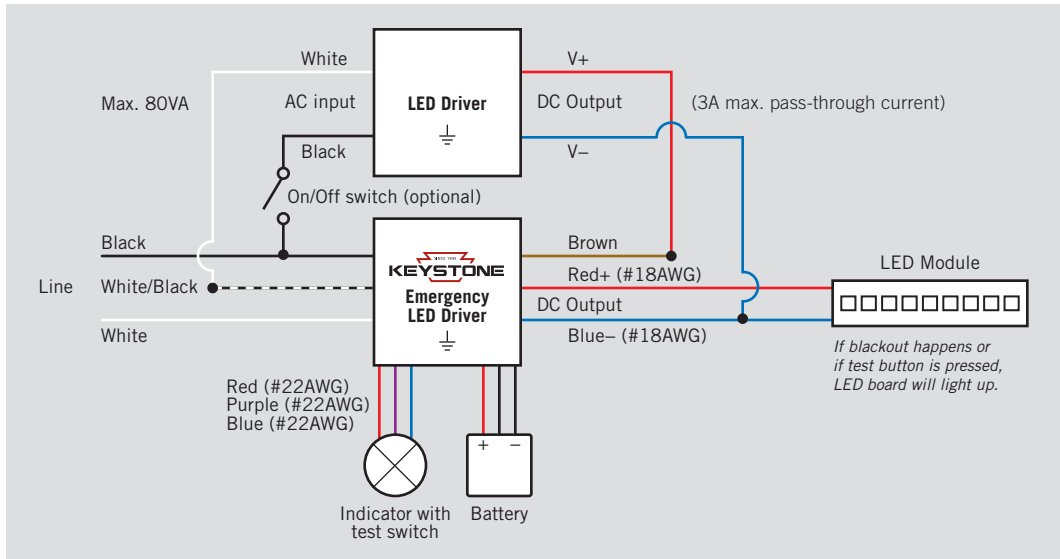
Length (L)	9.49" (241.6mm)
Width (W)	1.22" (31.1mm)
Height (H)	1.15" (29.2mm)
Mounting (M)	8.84" (224.5mm)



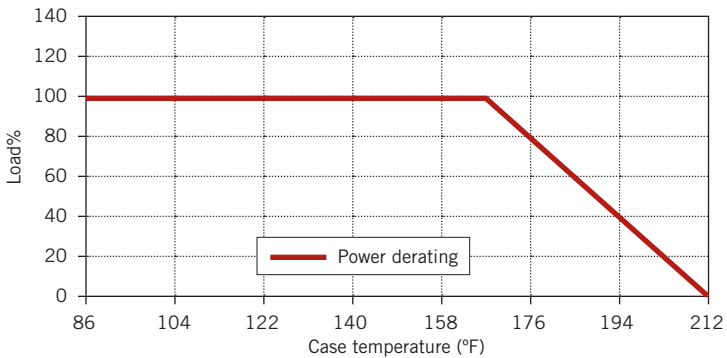
KT-EMRG-LED-9C-900-2

CONSTANT POWER EMERGENCY LED DRIVER

WIRING DIAGRAM



POWER DERATING VS CASE TEMPERATURE



Notes:
 1. To maintain good battery lifespan during storage, recharging emergency LED driver annually is recommended.
 2. For operation, wiring, and installation please refer to installation instruction.

ORDERING INFORMATION

ORDER CODE	DESCRIPTION	PACK QTY.	ITEM STATUS
KT-EMRG-LED-9C-900-2	Constant Power Emergency LED Driver	12 sets/carton	Active

CATALOG NUMBER BREAKDOWN

KT-EMRG-LED-9C-900-2

- 1 Keystone Technologies
- 2 Emergency Back-Up
- 3 LED Driver
- 4 Nominal Wattage
- 5 CEC Compliant
- 6 Nominal Lumen Output
- 7 120 Minutes of Emergency Operation