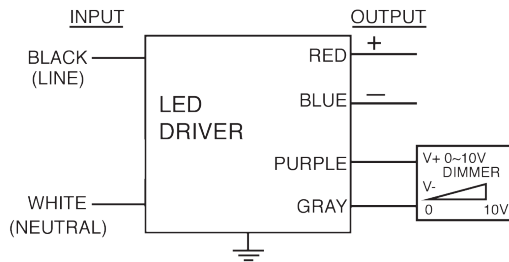


MULTI-CURRENT SWITCHING AND DIMMING


ELECTRICAL SPECIFICATIONS:

Output Power Max.	Input Power	Input Current	Minimum PF (full load)	Max. THD (full load)	Output Voltage	Output Current	T case Max.	Minimum Starting Temp.	IP Rating	Efficiency Up To	Dimming Protocol	Dimming Range
50W	58W	0.5A @ 120V 0.23A @ 277V	0.9	20%	22-36V	1400mA±5%	90° C	-40° C	64	87%	0 to 10V	1 to 100%
38W	48W	0.4A @ 120V 0.17A @ 277V	0.9	20%	22-36V	1050mA±5%	90° C	-40° C	64	86%	0 to 10V	1 to 100%
25W	30W	0.25A @ 120V 0.11A @ 277V	0.9	20%	22-36V	700mA±5%	90° C	-40° C	64	85%	0 to 10V	1 to 100%

WIRING:



PHYSICAL:



Lead Lengths					
Black	5.9"	Blue	5.9"	Purple	7.1"
White	5.9"	Red	5.9"	Gray	7.1"

Dimensions			
Length	6.5"	Mounting Length	5.9"
Width	2.9"	Weight	0.83 lbs.
Height	1.18"	Case Qty.	40 pcs.

SAFETY & PERFORMANCE:

- Class P Listed
- Class A sound rating
- No PCBs
- Open/Short Circuit Protection
- LED driver has a life expectancy of 50,000 hours at Tcase of ≤75°C
- LED driver has a life expectancy of 100,000 hours at Tcase of ≤65°C
- Warranty: 5 yrs based on max case temp of <75°C; 3 yrs based on max case temp of 90°C*
- Input/Output Isolation
- FCC Title 47 CFR Part 15
- Surge Protection (2 KV)

INSTALLATION:

- LED drivers shall be installed inside electrical enclosures
- 18 AWG 600V/105C tinned stranded copper lead-wires are required for installation
- Max Remote installation distance is 18 ft
- LED driver cases should be grounded



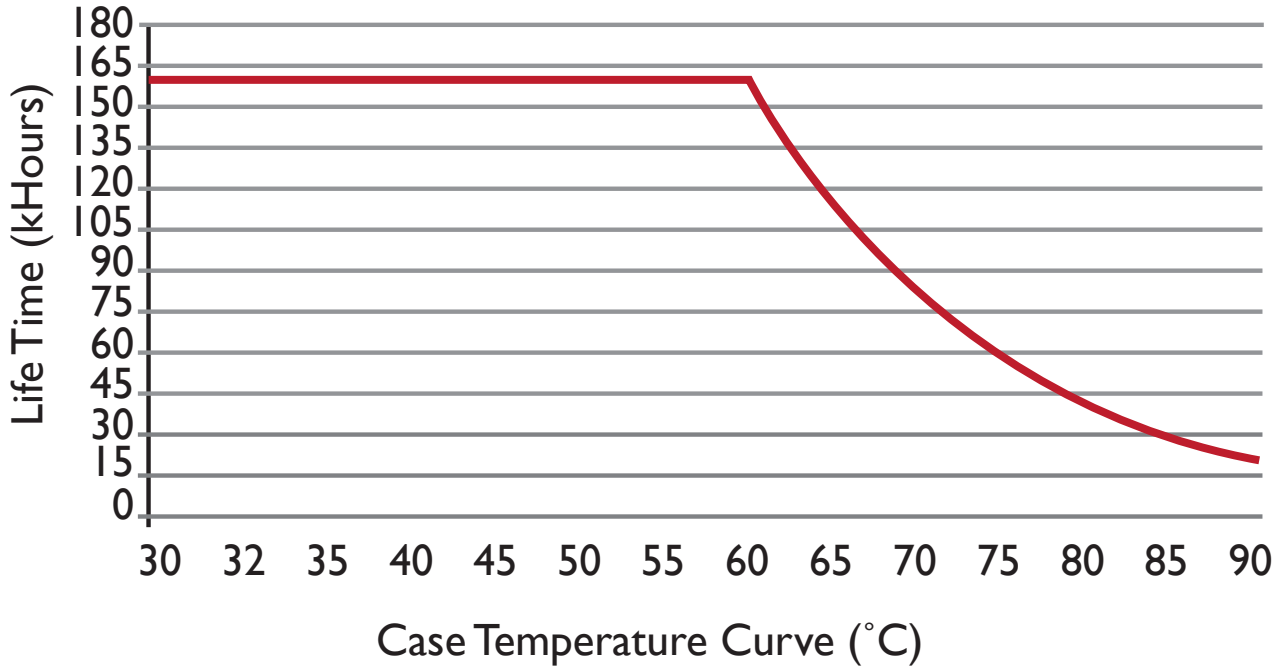
*AC Electronics/AC LED Power Designs warrants to the purchaser that each LED Driver will be free from defects in material or workmanship for a period of 5 years when operated at max case temp of up to <75°C; 3 years from date of manufacture when operated at a max case temp of up to 90°C when properly installed and under normal conditions of use. See aceleds.com for complete warranty policy.

3401 Avenue D, Arlington, TX 76011 • 800-375-6355 • www.aceleds.com

Data is based upon tests performed by AC Electronics in a controlled environment and representative performance. Actual performance can vary depending on operating conditions. Specifications are subject to change without notice. All specifications are nominal unless otherwise noted.

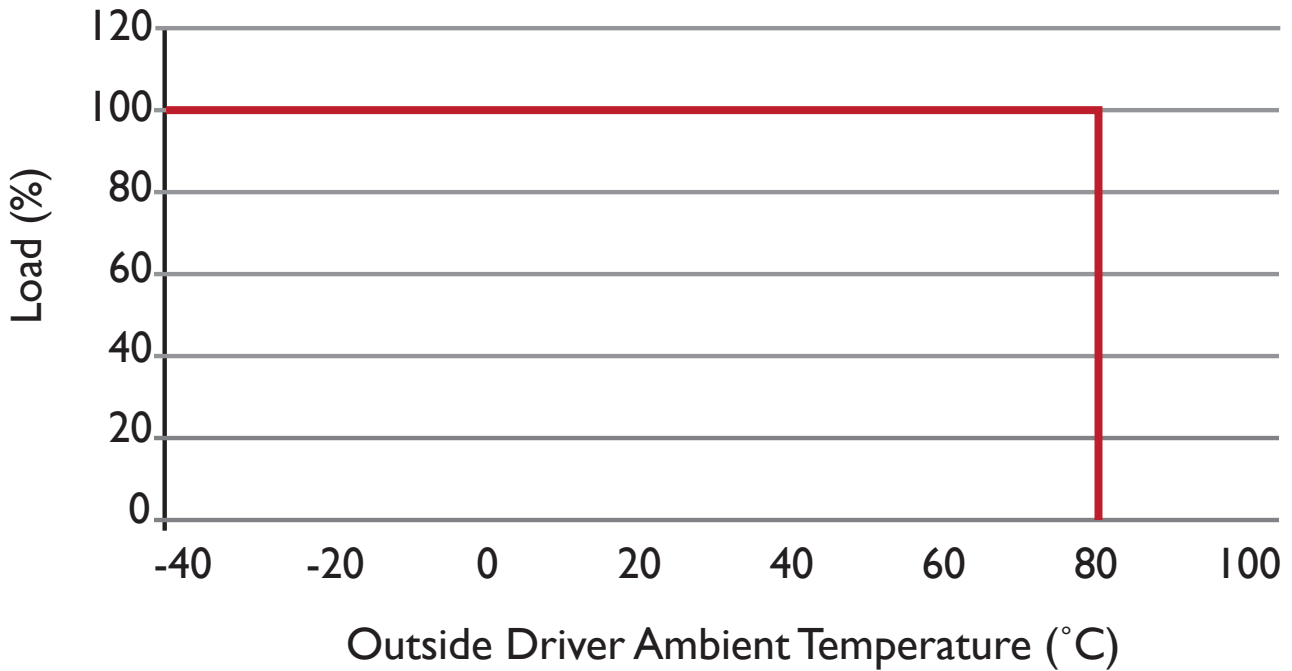


Life Time v.s. Case Temperature Curve



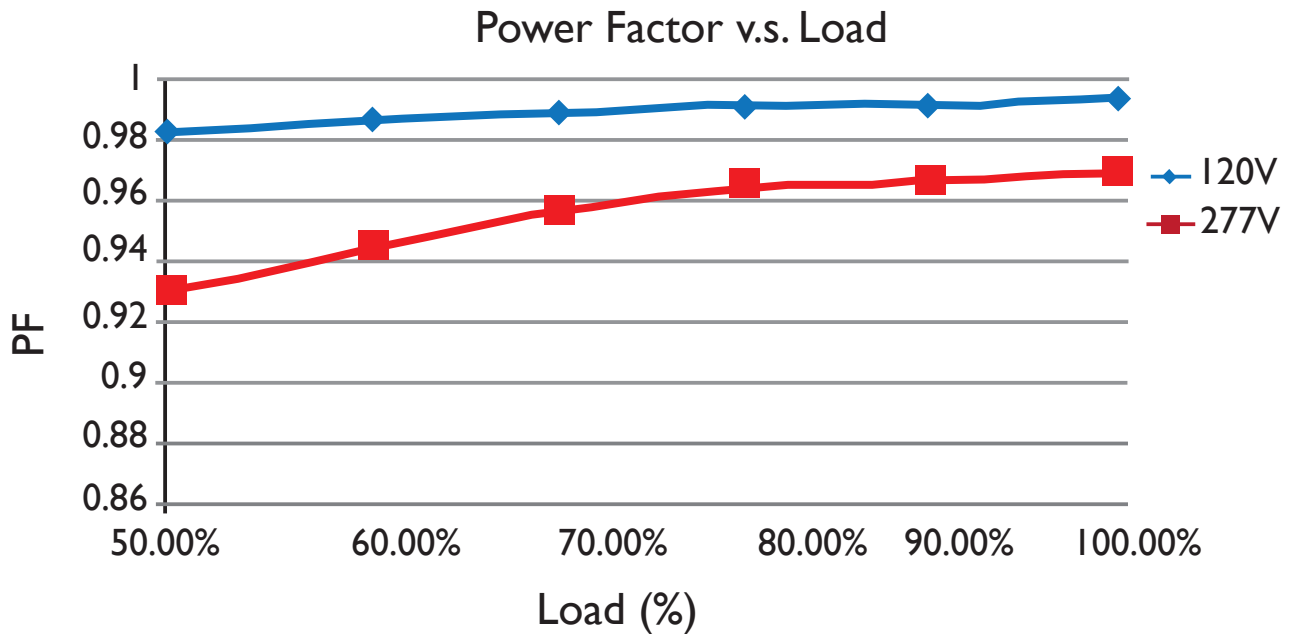
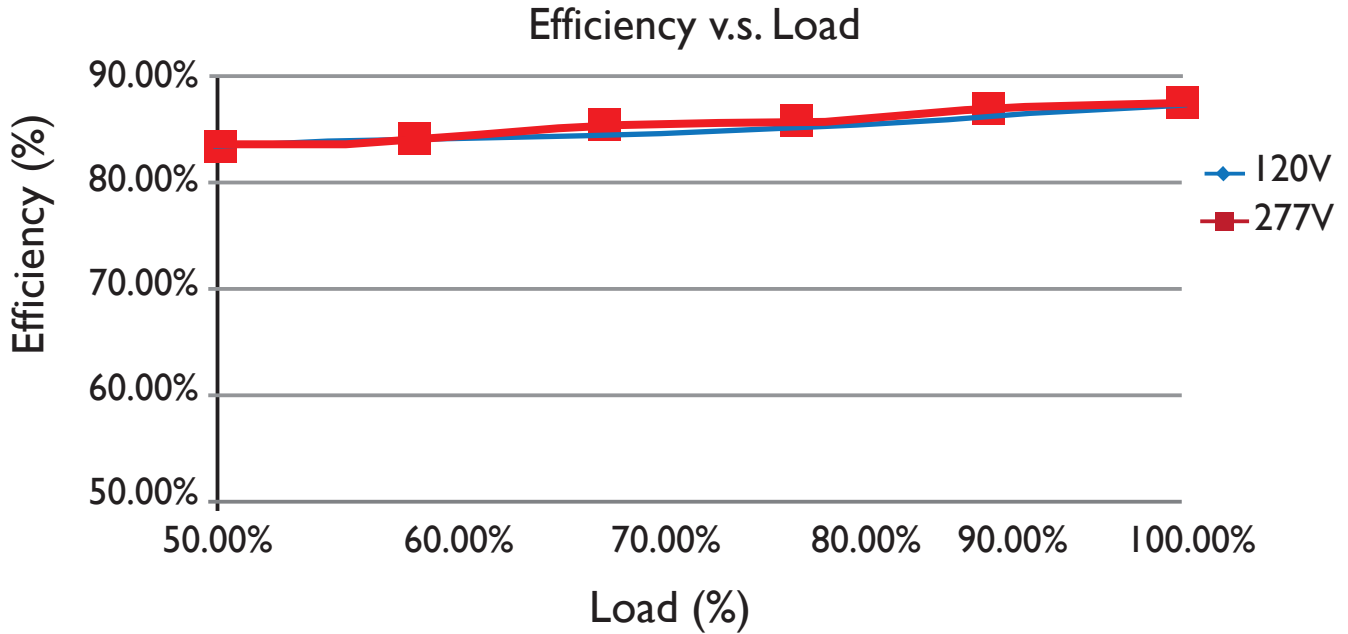
Derating Curve

120Vac & 277Vac



3401 Avenue D, Arlington, TX 76011 • 800-375-6355 • www.aceleds.com

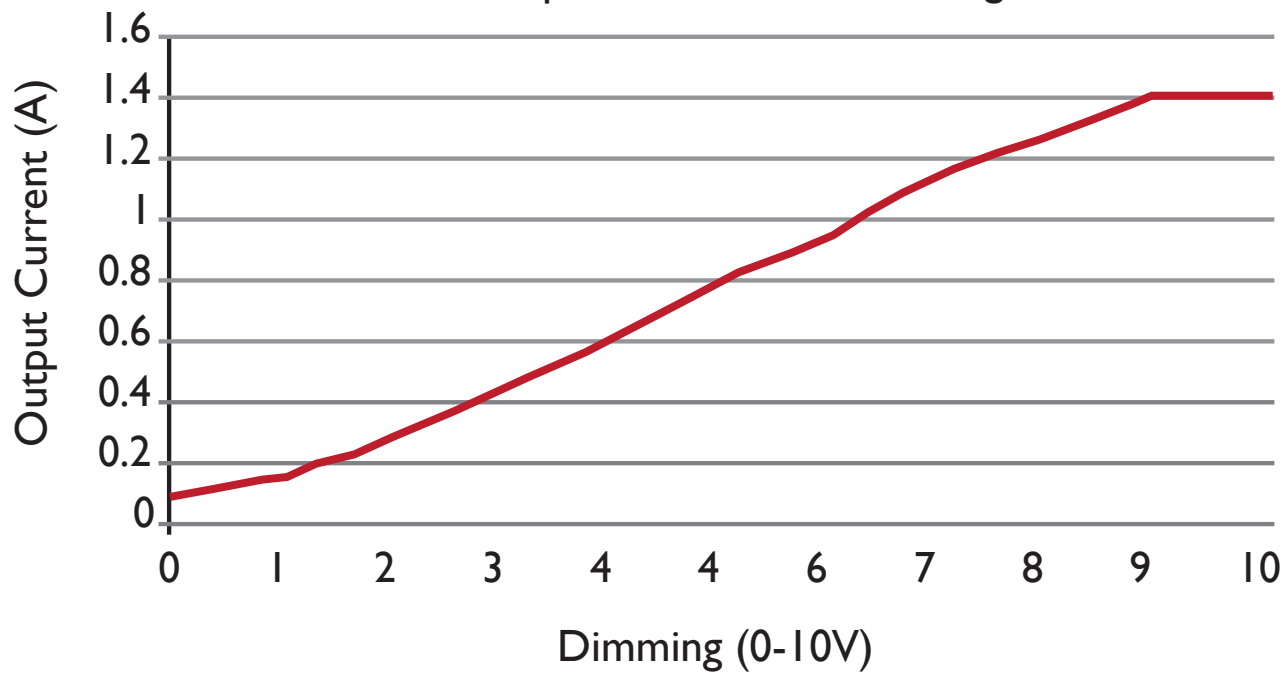
Data is based upon tests performed by AC Electronics in a controlled environment and representative performance. Actual performance can vary depending on operating conditions. Specifications are subject to change without notice. All specifications are nominal unless otherwise noted.



3401 Avenue D, Arlington, TX 76011 • 800-375-6355 • www.aceleds.com

Data is based upon tests performed by AC Electronics in a controlled environment and representative performance. Actual performance can vary depending on operating conditions. Specifications are subject to change without notice. All specifications are nominal unless otherwise noted.

Output Current v.s. Dimming



3401 Avenue D, Arlington, TX 76011 • 800-375-6355 • www.aceleds.com

Data is based upon tests performed by AC Electronics in a controlled environment and representative performance. Actual performance can vary depending on operating conditions. Specifications are subject to change without notice. All specifications are nominal unless otherwise noted.